

Pregnancy Test Ultra Early



For self-testing. Read this leaflet carefully before testing.



Test from
6 days
before
your missed period!



If testing early
use first urine
of the day
Otherwise test any time



Don't drink
lots of liquid
before testing

Read result
within
10 minutes



1 Take the test

Remove from foil, take off the cap, and use immediately.
Place the colour change tip:

IMPORTANT: completely immerse tip as shown



in your
urine
stream

5
seconds



in a
collected
urine
sample

20
seconds

IMPORTANT: the colour change tip will turn instantly pink showing that urine is being absorbed. **Start timing as soon as you see the colour change tip turn pink.**

Replace the cap and lay the test stick flat. If the tip does not turn completely pink, see 'Test errors'.

2 Wait



A line in the control window may start to appear quickly but you must **WAIT 3 FULL MINUTES** before reading your result.
If no blue lines appear, see 'Test errors'.

3 Results

Pregnant - if your result is Pregnant see your doctor.

Not Pregnant (see Q2).

Picture A



Result window
Control window

Picture B



Picture C



If you are unsure of your result, see Q6.



IF YOU SEE TWO LINES YOU ARE PREGNANT. IT DOES NOT MATTER HOW FAINT OR DARK THE LINES ARE.

A blue line must be present in the control window for your result to be valid. If not, see 'Test errors'.

IMPORTANT! Read your result within **10 minutes** of testing. Disregard any changes after this time.

Questions and answers

1 My result is Pregnant. What should I do?

See your doctor who can advise you on what steps to take next. It is possible to get a positive result and find out later that you are no longer pregnant (see Q7).

2 My result is Not Pregnant. What does this mean?

You may not be pregnant or the level of pregnancy hormone may not be high enough to be detected yet. Test again in three days' time. If this test gives you a 'Not Pregnant' result and your period is late, see your doctor.

3 How early can I test?

This test can be used from 6 days before your missed period (5 days before you expect your period). However, as hormone levels vary from woman to woman, and in early pregnancy can be very low, you may be pregnant but still get a negative result. The chart below shows the percentage of pregnancies that were detected in lab testing with early pregnancy urine samples:

Days before missed period	-1	-2	-3	-4	-5	-6
Pregnancies detected	>99%	>99%	>99%	>99%	96%	79%

4 How does Clearblue work?

It detects the pregnancy hormone hCG (human Chorionic Gonadotrophin) in urine. Test sensitivity is 10mIU/ml. It's over 99% accurate in laboratory tests from the day you expect your period.

5 Can any medication or medical conditions affect the result?

Always read the manufacturers' instructions for any medication you are taking before testing. Medications containing hCG, and certain rare medical conditions, can cause false positive results. Ectopic or recent pregnancy, even if not carried to full term, can cause misleading results. If you are in or approaching the menopause you may obtain a false pregnant result even though you are not pregnant. The test should **NOT** be affected by hormone therapies containing Clomiphene citrate, common painkillers, alcohol, antibiotics, or the contraceptive pill.

If you get any unexpected results you should discuss them with your doctor.

6 What if I am unsure of my result?

If you see two blue lines within 10 minutes of testing you are Pregnant, it does not matter how faint or dark the lines are.

Pregnant Results

Picture A This is more likely when you are testing before you expect your period when your hCG levels may be relatively low.

Picture B You may see this if you are testing around the day you expect your period as hCG levels may be relatively low.

Picture C You may see this if you are testing more than a few days after you miss your period as hCG levels are higher.

If you are still unsure of your result, you should wait at least 3 days before testing again, taking care to follow the instructions

7 I previously tested Pregnant but have tested again and got a negative result, or my period has started. What does this mean?

It is possible to get a positive result and find out later that you are no longer pregnant. This is called "early pregnancy loss" which is not uncommon, affecting around 1 in 4 pregnancies. Most women can have a healthy pregnancy afterwards.

8 Is there anything I should do if I am planning to get pregnant?

It's a good idea to speak to your doctor before you try to get pregnant. Many doctors advise that taking folic acid or prenatal vitamin supplements, avoiding alcohol, stopping smoking, and that trying to maintain a healthy weight can be beneficial. You may also want to consider using an ovulation test to identify your most fertile days. Clearblue offers a range to help maximise your chances of conceiving.

! Test errors

The colour change tip does not turn completely pink.

You may not have applied enough urine. However, you can be sure the test has worked if the control line appears within 10 minutes of testing.

No blue line appears in the control window within 10 minutes of testing.

The test has not worked, possibly because too much or too little urine was used. Test again using a new test, following the instructions carefully.

Result window Control window



www.clearblue.com


Advisors available 07:00 - 15:00hrs Mon-Fri, excluding Bank Holidays.






UK 0800 917 2710 • IE 1800 812 607 Freephone.

Calls are recorded and may be monitored for quality purposes. Please have the product, packaging and foil pouches with you when you call.

Instructions for Clearblue Ultra Early, with 'CB14' printed on the wrapper. For self-testing at home. For *in vitro* diagnostic use only. Not for internal use. Do not reuse. Keep out of reach of children. Store between 2° - 30°C. Allow to reach room temperature for 30 minutes prior to testing if stored refrigerated. Do not use if the foil wrapper is damaged. Do not use after the 'use by' date. Discard with normal household waste. Do not disassemble device. Contains small parts. Do not eat any component of this device. If accidentally swallowed, seek medical attention. Report any injury caused by the use of this product to Clearblue.

¹79% of pregnant results can be detected 6 days before your missed period (5 days before you expect your period).

 SPD Swiss Precision Diagnostics GmbH (SPD), Route de St Georges 47, 1213 Petit-Lancy, Geneva, Switzerland. Clearblue is a trade mark of SPD. © 2021 SPD. All rights reserved.

 LOT	Batch code	 IVD	<i>In vitro</i> diagnostic medical device		Manufacturer
	Use-by date		Temperature limit 2°C - 30°C		Do not re-use

Distributed by P & G South African Trading (Pty) Ltd., 15 Alice Lane, Standton 2196 Gauteng, South Africa
RSA Consumer Careline 0800 555 454 (free from landlines).